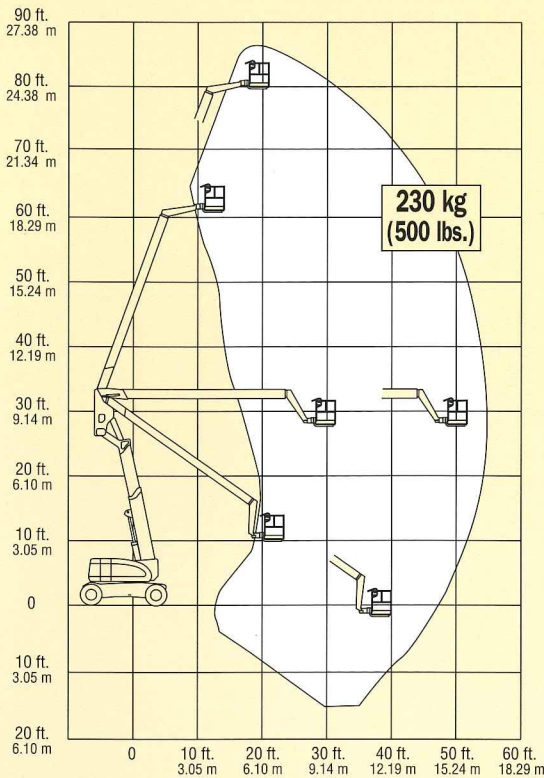
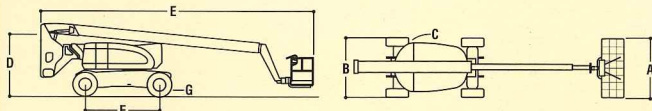


# JLG MODEL 800A



## REACH SPECIFICATIONS

Platform Height .....	24.38 m (80 ft.)
Horizontal Reach .....	16.15 m (53 ft.)
Up and Over Height.....	9.78 m (32 ft. 1 in.)
Swing .....	360 degrees continuous
Platform Capacity-Unrestricted.....	230 kg (500 lbs.)
Platform Rotator .....	180 degrees hydraulic



## DIMENSIONAL DATA

A. Platform Size .....	0.91 m x 1.83 m (36 in. x 72 in.)
B. Overall Width .....	2.44 m (8 ft.)
C. Tailswing.....	0.76 m (2 ft. 6 in.)
D. Stowed Height.....	3.0 m (9 ft. 10 in.)
E. Stowed Length .....	11.25 m (36 ft. 11 in.)
F. Wheel Base .....	3.05 m (10 ft.)
G. Ground Clearance.....	0.30 m (12 in.)
Gross Vehicle Weight* .....	15,030 kg (33,110 lbs.)
Max. Ground Bearing Pressure* .....	5.36 kg/cm <sup>2</sup> (76.3 psi)

## CHASSIS

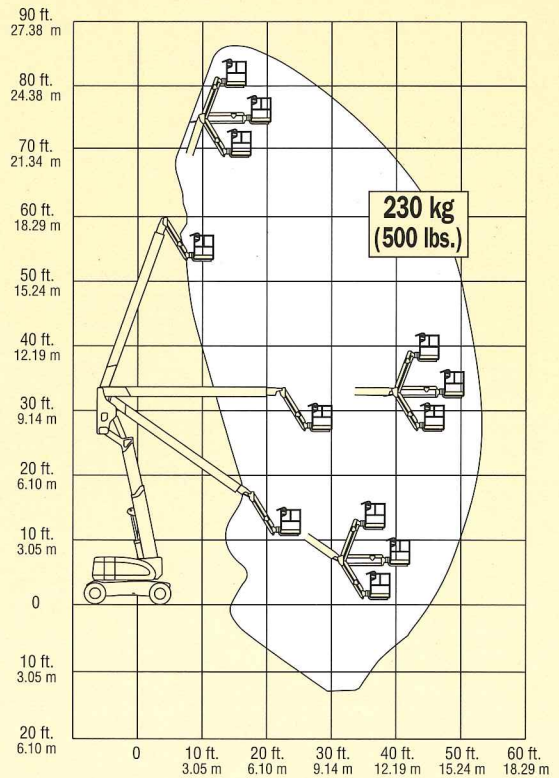
Drive Speed 2WD or 4WD .....	4.8 kph (3.0 mph)
Gradeability 2WD .....	30%
Gradeability 4WD .....	45%
Turning Radius, (Inside/Outside)	
800A 2WS.....	3.66 m/6.86 m (12 ft./22 ft. 6 in.)
800A 4WS.....	2.13 m/4.42 m (7 ft./14 ft. 6 in.)
Tyres - Standard.....	Foam Filled 15 x 19.5
Tyres - Optional .....	Foam Filled 18 x 19.5
Axle Oscillation (Optional).....	0.20 m (8 in.)

## POWER SOURCE

Diesel Engine, Deutz F4M1011F .....	48.5 kW (65 hp)
Fuel Tank Capacity.....	147.6 L (39 gal.)
Hydraulic Reservoir .....	151.4 L (40 gal.)
Auxiliary Power.....	12V DC

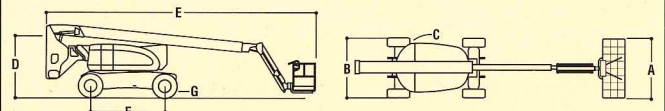
\* certain options or country standards will increase weight

# JLG MODEL 800AJ



## REACH SPECIFICATIONS

Platform Height .....	24.38 m (80 ft.)
Horizontal Reach .....	15.74 m (51 ft. 10 in.)
Up and Over Height.....	9.78 m (32 ft. 1 in.)
Swing .....	360 degrees continuous
Platform Capacity-Unrestricted.....	230 kg (500 lbs.)
Platform Rotator .....	180 degrees hydraulic
Jib/Range of Articulation.....	1.83 m (6 ft.)/130 degrees (+70, -60)



## DIMENSIONAL DATA

A. Platform Size .....	0.91 m x 1.83 m (36 in. x 72 in.)
B. Overall Width .....	2.44 m (8 ft.)
C. Tailswing.....	0.76 m (2 ft. 6 in.)
D. Stowed Height.....	3.0 m (9 ft. 10 in.)
E. Stowed Length .....	11.12 m (36 ft. 6 in.)
F. Wheel Base .....	3.05 m (10 ft.)
G. Ground Clearance.....	0.30 m (12 in.)
Gross Vehicle Weight* .....	15,030 kg (33,110 lbs.)
Max. Ground Bearing Pressure* .....	5.36 kg/cm <sup>2</sup> (76.3 psi)

## CHASSIS

Drive Speed 2WD or 4WD .....	4.8 kph (3.0 mph)
Gradeability 2WD .....	30%
Gradeability 4WD .....	45%
Turning Radius, (Inside/Outside)	
800A 2WS .....	3.66 m/6.86 m (12 ft./22 ft. 6 in.)
800A 4WS .....	2.13 m/4.42 m (7 ft./14 ft. 6 in.)
Tyres - Standard.....	Foam Filled 15 x 19.5
Tyres - Optional.....	Foam Filled 18 x 19.5
Axle Oscillation (Optional).....	0.20 m (8 in.)

## POWER SOURCE

Diesel Engine, Deutz F4M1011F .....	48.5 kW (65 hp)
Fuel Tank Capacity.....	147.6 L (39 gal.)
Hydraulic Reservoir .....	151.4 L (40 gal.)
Auxiliary Power.....	12V DC

\* certain options or country standards will increase weight